

Product Line - UP

• PDO suture with needle

ReMedium V Line

CAVERN	COGSCREW
MOLDING COG	COG
MULTI THREAD	MONO
DOUBLE	CLEOKO
SCREW	DOUBLE NEEDLE
DOUBLE SCREW	TAPS KO TANXING CAVERN
DOUBLE NEEDLE WITH CAVERN	F-CAVERN
I-CAVERN	



CAVERN



MOLDING COG



COGSCREW



MULTI THREAD



COG(C)



DOUBLE NEEDLE



TAPS KO TANXING
CAVERN



F-CAVERN



MONO(N)



DOUBLE(D)



SCREW(S)



DOUBLE SCREW(DS)



CLEOKO(CLK)



DOUBLE NEEDLE
WITH CAVERN



I-CAVERN

PDO suture with needle

Product line-UP

Patent no. 10-1811208

CAVERN

Needle Gauge	Needle Length	Thread Length	Thread Length [Stretched]	USP	USE
29G	50mm	20mm	271mm	6-0	Eye wrinkles
27G	50mm	20mm	254mm	5-0	Eye bag
25G	60mm	20mm	289mm	5-0	Glabella
23G(CN)	60mm	20mm	273mm	4-0	Sunken Temple filling
23G(CN)	60mm	30mm	398mm	4-0	Sunken Cheek filling Sunken Temple filling Nasolabial Jawline
21G(CN)	60mm	25mm	370mm	3-0	Midcheek groove



MOLDING COG

Needle Gauge	Needle Length	Thread Length	USP	USE
19G (W-type)	100mm	160mm	3	Jaw-Line Facial Lifting
19G (W-type)	100mm	160mm	2	
	100mm	160mm	0-0	
21G (L-type)	90mm	160mm	2	
	60mm	100mm	0-0	
19G (W-type)	100mm	160mm	2	For Nose
	100mm	160mm	0-0	
19G (W-type)	60mm	80mm	3	
	38mm	50mm	3	



MONO(N)

Needle Gauge	Needle Length	Thread Length	USP
30G	25/38	30/50	6-0
29G	25/38/50/60	30/50/70/90	6-0
27G	38/50/60	50/70/90	5-0
26G	38/50/60/90	50/70/90/150	5-0



DOUBLE(D)

Needle Gauge	Needle Length	Thread Length	USP
29G	25/38/50/60	30/50/70/90	[7-0]x2
27G	38/50/60	50/70/90	[6-0]x2
26G	38/50/60/90	50/70/90/150	[7-0]+[6-0]
25G	60/90	90/150	[6-0]x2



COGSCREW

Needle Gauge	Needle Length	Thread Length	USP	USE
26G	38mm	80mm	5-0	Fore-zygomatic region Forehead Lifting drooping eyes.
	60mm	120mm	5-0	

- It brings natural and high satisfaction.
- The minimally invasive method using the thinnest needle reduces pain during the procedure.



DOUBLE SCREW(DS)

Needle Gauge	Needle Length	Thread Length	USP
29G	25/38/50/60	30/50/70/90	[7-0]x2
27G	38/5/60	50/70/90	[7-0]x2
26G	38/50/60/90	50/70/90/150	[7-0]+[6-0]
25G	60/90	90/150	[6-0]x2



Nasal treatment CLEOKO(CLK)

Needle Gauge	Needle Length	Thread Length	USP
19G(Cog) L-type Cannula	60mm	80mm	1
		90mm	1
		38mm	50mm



COG(C)

Needle Gauge	Needle Length	Thread Length	USP
23G	60/90	105/210	(3-0)
21G	60/90	140/170	(2-0)
19G	100	150/210	(0-0)



Patent no. 10-1631763

MULTI THREAD

Needle Gauge	Needle Length	Thread Length	USP	USE
23G (CN)	38mm	25mm	5-0x14	Nasolabial
	60mm	45mm	5-0x14	

- Insert 14 threads at one treatment



SCREW(S)

Needle Gauge	Needle Length	Thread Length	USP
30G	25/38	30/50	6-0
29G	25/38/50/60	30/50/70/90	6-0
27G	38/50/60	50/70/90	5-0
26G	38/50/60/90	50/70/90/150	5-0



PDO suture with needle

Product feature

01 PDO suture therapy

- It has qualified clinically to wound closure.
- It can lift up skin tissue and regenerate the skin
- The suture is absorbing within 6~8 months, whose effect lasts for 3years.

02 Procedure for each area by PDO

Around cheeks, forehead(eye brow lifting), jaw line, sunken cheeks, crow's feet, neck, nasolabial fold, marionette line

03 Skin regeneration

Improvement for skin tone & Minimizing pores

04 Face contouring

PDO has strong effect on making a face contouring, Arranging protruding area and lifting for sagging area.

05 Procedure

Inject local anesthesia and insert PDO Suture with needle(cannula). This procedure by PDO depends on requirements of client. It takes time 45 ~ 60 min. daily life is just days after treatment.



- Forehead wrinkles
- Glabella
- Cow's feet
- Tear trough
- Midcheek groove
- Nasolabial
- Marionette line
- Chin Crease

2019 Newly Developing Cavern Line

2019 Newly Developing Cavern Line

01 Filler Cavern (F-Cavern)

Possible to combine suture and filler procedure by using B-type filler needle



02 Eye Cavern (I-Cavern)

Same structure with F-Cavern which can be used exclusively near tear trough (eye bag)



03 TAPS KO Tanxing Cavern

Applied compression spring structure, lifting nasal tip by elasticity of form-memory.



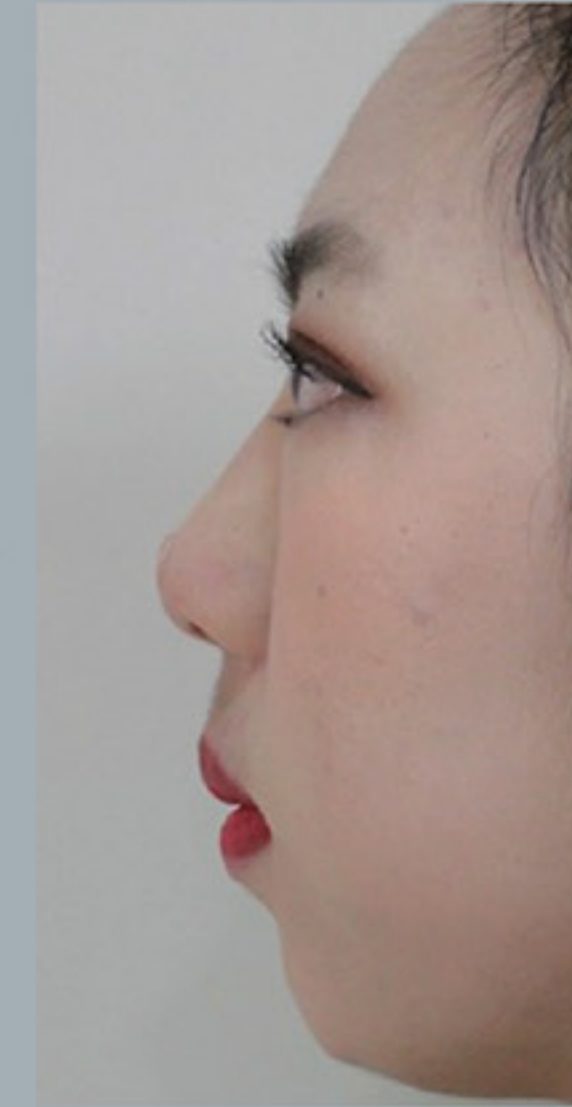
04 Differentiation of New Cavern Lines

- Using filler needle
- Launching new products (I-cavern, F-cavern, etc.) this year
- Taps KO Tanxing cavern (Running Seminar with established caverns since Jan, 2019)

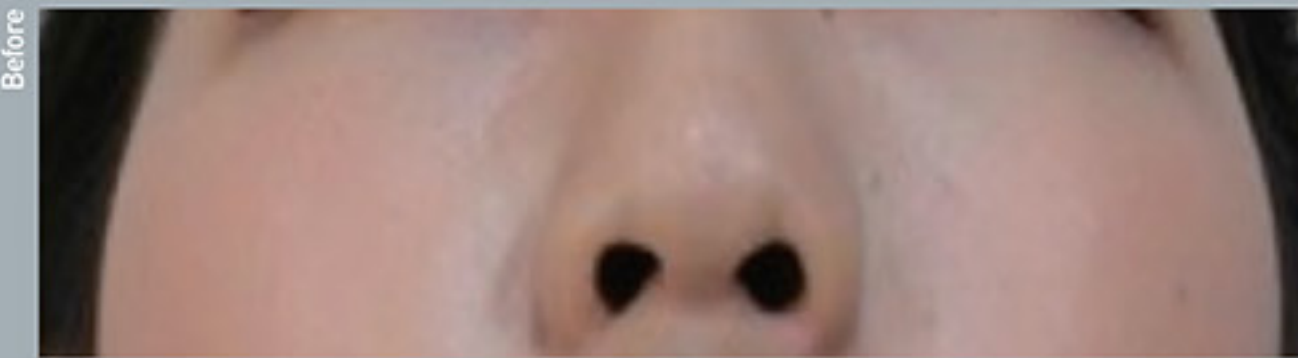
Existing nose procedures use too many sutures and have side effect of sticking out. Taps KO Tanxing cavern is developed to prevent these problems. Taps KO Tanxing cavern doesn't stick out after procedure and can have great lifting effect financially by using just 2-3 caverns.

Before & After

AGE : 20
NASAL TREATMENT
(by TAPS KO TANXING CAVERN)



Before



After



PDO suture with needle

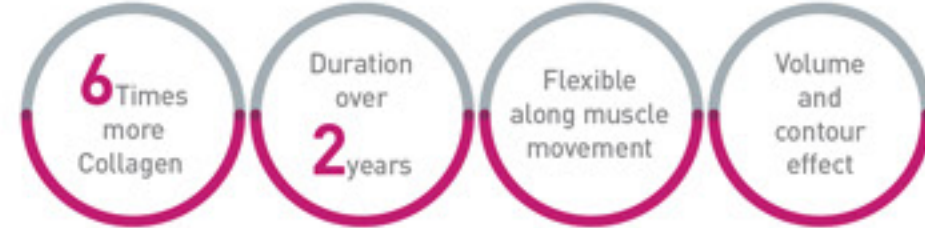
Cavern Thread

- It can keep its own tunnel shape even after inserting
- Powerful volume-up
- In & outside tunnel shape collagen formation [Animal clinical test; Yonsei University Immunohistopathology Laboratory, Biomedical Laboratory Science]
- no need to rotate inserting
- Filling sunken cheeks



01 Differentiation of CAVERN Thread

It stretches out 20-60cm, it has great elasticity effect. Its shape makes much more collagen formation and volume and contouring effect.



02 Collagen formation

As it has a wide contact surface with actual length, Collagen is formed in & outside of a spring shape, which gives long lasting effect.

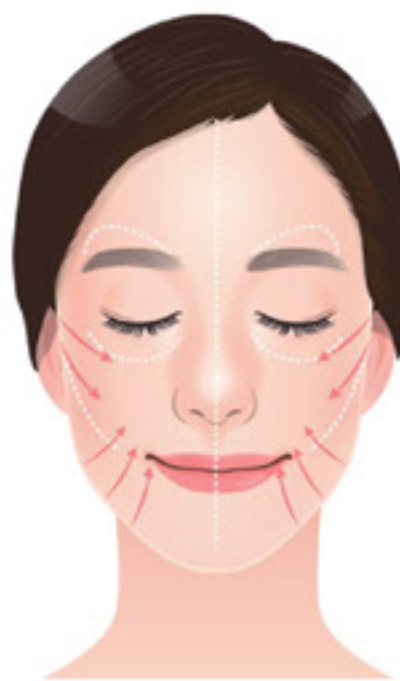


03 Comparison with existing products



Existing products

Existing products make flat faces because they pull the face out and upwards.



Cavern

Cavern makes face contouring and giving volume on front face. Because they pull the face inwards like hand covering.

Before & After

AGE : 50
DEC. 16TH. 2016 EYE WRINKLES, NASOLABIAL & SUNKEN CHEEKS
DEC. 27TH. 2016 FOREHEAD WRINKLES & FRAME - UP



Before >>>>>>> Right After Treatment >>>>>>> After 1 Week



After 1 Month >>>>>>> After 6 Month >>>>>>> After 1 Year

Before & After By part



Forehead

Eye wrinkles

Nasolabial